

ETCH MEGA

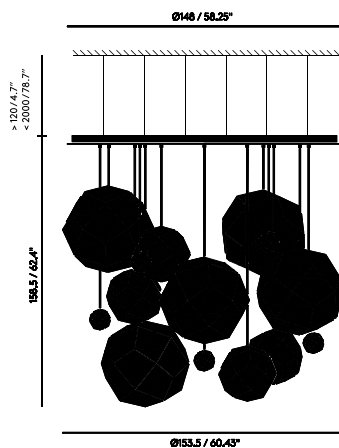


Inspired by the logic of pure mathematics, the Etch range is a series of geodesic structures made of razor thin digitally etched metal sheets. The pendants and chandelier feature a detailed pattern which casts a mass of intricate shadows when lit.

ETCH MEGA

Code
Brass ELMS01B-PUSM1

Year of Design	2009/2017
Material	Brass Ceiling Canopy: Aluminium
Bulb Spec	G9 25W (max). Bulb not included. E26 60W (max). Bulb not included.
Cable Spec	250cm/98.4in black fabric cable.



Process

Formed through a process of digital photo-acid etching.

Cleaning Instructions

Clean with a soft dry cloth only. Do not use polishing agents, water or abrasive materials when cleaning. Always switch off the electricity supply before cleaning.

Country of origin

China

Packaging**ETCH MINI PENDANT BRASS EU × 5**

Height	6.29 in
Width	11.81 in
Length	6.69 in
Weight	2.02 lbs

ETCH BRASS PENDANT 50CM EU × 6

Height	24.8 in
Width	24.8 in
Length	24.8 in
Weight	13.22 lbs

ETCH BRASS PENDANT 32CM EU × 5

Height	14.17 in
Width	16.14 in
Length	14.17 in
Weight	4.4 lbs

MEGA PENDANT SYSTEM ROUND EU × 1

Height	4.33 in
Width	59.05 in
Length	59.05 in
Weight	56.21 lbs

Number of Boxes

17

Product weight (Inc Canopy)

110.67 lbs


Recommended Megaman LED bulb

5 × G9 3–6W (max)

11 × E26 8–11W (max)

Available at tomdixontrade.net

ETCH 32CM ROUND




Inspired by the logic of pure mathematics, the Etch range is a series of geodesic structures made of razor thin digitally etched metal sheets. The pendants and chandelier feature a detailed pattern which casts a mass of intricate shadows when lit.

ETCH 32CM ROUND

Code	
Brass	ELPS02B-PUSM1
Black	ELPS02BLK-PUSM1
Steel	ELPS02S-PUSM1
Copper	ELPS02C-PUSM1

Year of Design 2009
Material Brass; Black - Aluminium;
 Soft Silver - Brass; Copper - Aluminum
 Ceiling Canopy: Plastic and Steel

Bulb Spec E26 60W (max). Bulb not included.
Cable Spec 250cm/98.4in black fabric cable.



Process

Formed through a process of digital photo-acid etching.

Cleaning Instructions

Clean with a soft dry cloth only. Do not use polishing agents, water or abrasive materials when cleaning. Always switch off the electricity supply before cleaning.

Country of origin

China

Packaging

ETCH 32CM PENDANT EU × 5

Height	14.17 in
Width	16.14 in
Length	14.17 in
Weight	4.4 lbs

PENDANT SYSTEM ROUND × 1

Height	3.14 in
Width	25.19 in
Length	25.19 in
Weight	12.78 lbs

Number of Boxes

6

Product weight (Inc Canopy)

36.04 lbs

Recommended Megaman LED bulb

5 × E26 8-11W (max)

Available at tomdixontrade.net

ETCH BRASS TRIO ROUND



Inspired by the logic of pure mathematics, the Etch range is a series of geodesic structures made of razor thin digitally etched metal sheets. The pendants and chandelier feature a detailed pattern which casts a mass of intricate shadows when lit.

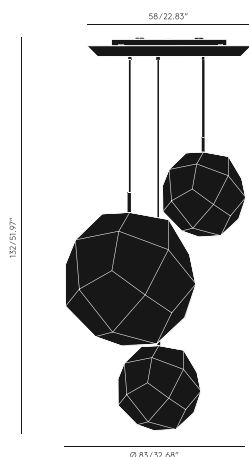
ETCH BRASS TRIO ROUND

Code

Brass ELPS01B-PUSM1

Year of Design 2009/2014
Material Brass
 Ceiling Canopy: Plastic and Steel

Bulb Spec E26 60W (max). Bulb not included.
Cable Spec 250cm/98.4in black fabric cable.



Process

Formed through a process of digital photo-acid etching.

Cleaning Instructions

Clean with a soft dry cloth only. Do not use polishing agents, water or abrasive materials when cleaning. Always switch off the electricity supply before cleaning.

Country of origin

China

Packaging

ETCH PENDANT 50CM EU × 1

Height	24.8 in
Width	24.8 in
Length	24.8 in
Weight	13.22 lbs

ETCH PENDANT 32CM EU × 2

Height	14.17 in
Width	16.14 in
Length	14.17 in
Weight	4.4 lbs

PENDANT SYSTEM ROUND × 1

Height	3.14 in
Width	25.19 in
Length	25.19 in
Weight	12.78 lbs

Number of Boxes

4

Product weight (Inc Canopy)

26.56 lbs

Recommended Megaman LED bulb

3 × E26 8–11W (max)

Available at tomdixontrade.net

ETCH 32CM



Inspired by the logic of pure mathematics, the Etch range is a series of geodesic structures made of razor thin digitally etched metal sheets. The pendants and chandelier feature a detailed pattern which casts a mass of intricate shadows when lit.

Year of Design	2009
Material	Black – Aluminium; Brass; Copper – Anodised Aluminium; Stainless Steel
Bulb Spec	E26 60W (max). Bulb not included.
Cable Spec	250cm/98.4in black and white striped fabric cable for black and steel. Black fabric cable for brass and copper.

ETCH BLACK PENDANT UL

Code
ETS03BLKUL

ETCH BRASS PENDANT UL

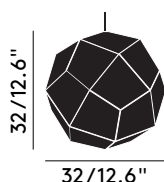
Code
ETS03BUL

ETCH COPPER PENDANT UL

Code
ETS03CUL

ETCH STEEL PENDANT UL

Code
ETS03SUL



Process

Made from a sheet metal. The pattern is photo etched, acid dissolves the exposed parts leaving behind the unexposed metal creating the pattern. The metal is then lacquered.

Cleaning Instructions

Clean with a soft dry cloth only. Do not use polishing agents, water or abrasive materials when cleaning. Always switch off the electricity supply before cleaning.

Country of origin

China

Packaging

Height	13.98 in
Width	16.14 in
Length	13.98 in
Weight	4.4 lbs

Product weight

3.52 lbs

Dimmability

Yes

Certification

UL/cUL

Ceiling Rose Included

Yes/Blackened Chrome, Brass, Copper

Requires assembly

Yes

Recommended Megaman LED bulb

E26 8-11W (max)

Available at tomdixontrade.net

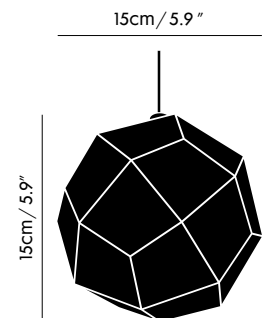
ETCH



ETCH MINI PENDANT BRASS UL

<u>Product</u>	ETSM01BUL			
<u>Type</u>	Pendant light			
<u>Material</u>	Brass			
<u>Colour</u>	● Brass			
<u>Bulb Spec</u>	G9 25W (max). Bulb not included.			
<u>Cable Spec</u>	250cm/ 98.4in black fabric cable			
<u>Ceiling Rose</u>				
<u>Colour</u>	Black			
<u>Diameter</u>	12.5cm/ 4.9in			
<u>Material</u>	Powder coated metal			
<u>Packaging (in)</u>	H	W	D	Weight (lb)
	4.96	11.93	6.81	2.16
<u>Dimmable:</u>	Mains Dimmable			
<u>Product Weight</u>	1.01 (lb)			
<u>Process</u>	Digital Acid Etching			
<u>Year of Design</u>	2016			
<u>Certifications</u>	EN 60598			

Requires assembly.



Cleaning Instructions: Clean with a soft dry cloth only. Do not use polishing agents, water or abrasive materials when cleaning. Always switch off the electricity supply before cleaning.

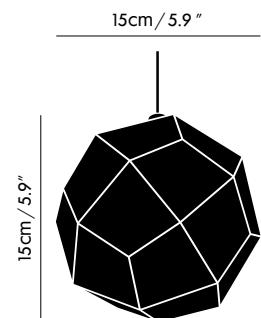
ETCH



ETCH MINI PENDANT COPPER UL

<u>Product</u>	ETSM01COUL			
<u>Type</u>	Pendant Light			
<u>Material</u>	Aluminium			
<u>Colour</u>	● Copper			
<u>Bulb Spec</u>	G9 25W (max). Bulb not included.			
<u>Cable Spec</u>	250cm / 98.4in black fabric cable.			
<u>Ceiling Rose</u>				
<u>Colour</u>	Black			
<u>Diameter</u>	12.5cm / 4.9in			
<u>Material</u>	Powder coated metal			
<u>Packaging (in)</u>	H	W	D	Weight (lb)
	4.96	11.93	6.81	2.03
<u>Dimmability</u>	Mains Dimmable			
<u>Product Weight</u>	0.88 (lb)			
<u>Process</u>	Digital Acid Etching			
<u>Year of Design</u>	2016			
<u>Certifications</u>	EN 60598			

Requires assembly.



Cleaning Instructions: Clean with a soft dry cloth only. Do not use polishing agents, water or abrasive materials when cleaning. Always switch off the electricity supply before cleaning.